

How Industry Collaboration Creates Value

Åshild Hanne Larsen, Chief Executive Officer, CoOper8 AS

Why CoOper8- and why now?

A turning point for the NCS...



We are at an inflection point

› Smaller fields, tighter margins, and continued pressure on cost and efficiency

The old ways will not scale

› Value will no longer be created solely company by company, solution by solution

The next advantage is collective

› Collaboration, standardisation, and shared digital foundations is the answer

The Konkraft report documented significant value potential from industry collaboration

"The oil and gas industry is among those with least progress in realizing efficiency and productivity effects through digitalization, data sharing, data flow and interaction between actors"

- *Konkraft Report 2018*

Value potential realized through collaboration vs individual action for Norwegian continental shelf actors

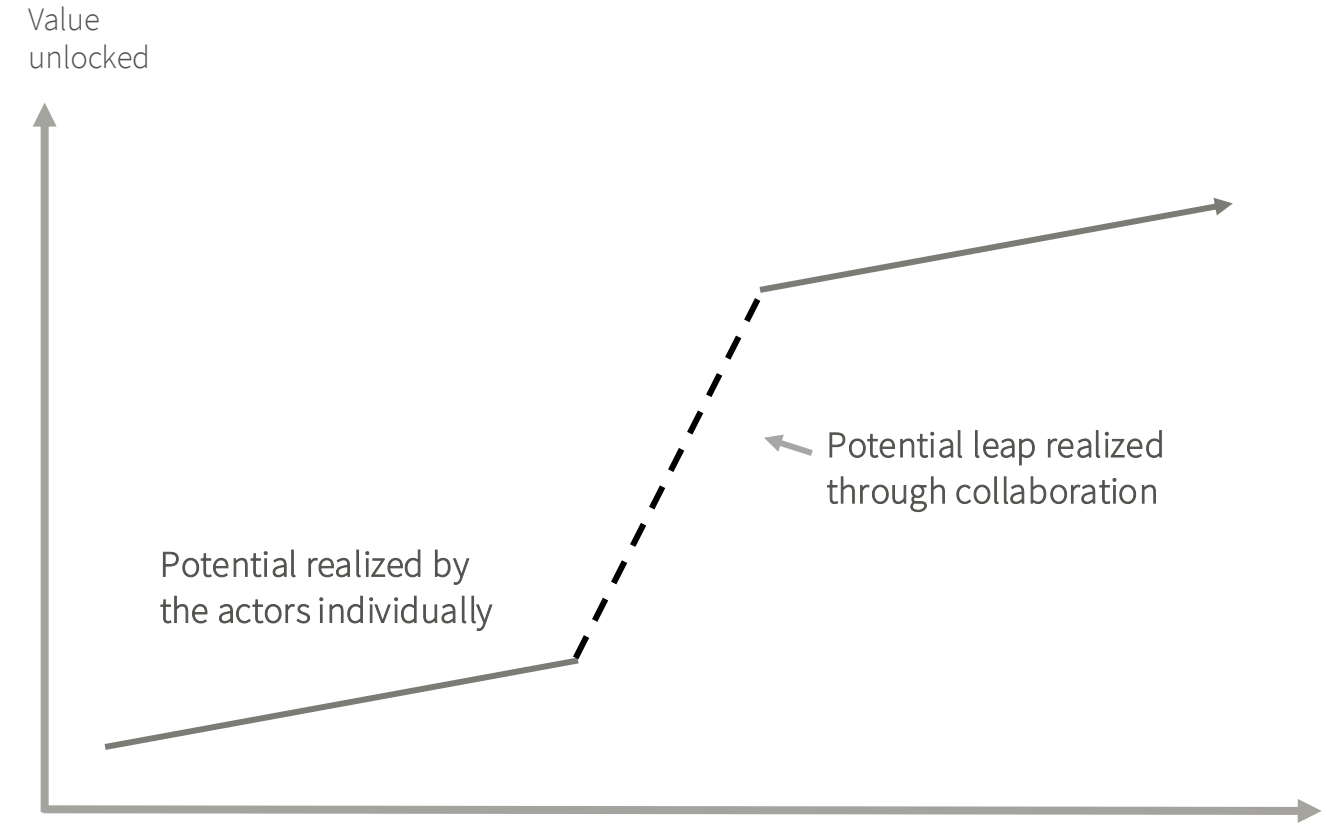

Source: Konkraft report 2018 – "Konkurransekraft – norsk sokkel i endring"



By the industry - for the industry

CoOper8 was established to become the digital backbone of energy collaboration

Our services cover equipment documentation, virtual industry inventories, and digital exchange of plan data

Our deliveries are joint solutions for the energy industry

Industry collaboration through our services creates value across ecosystems

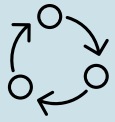

Interoperability –
Common data standards enable a “joint language” and seamless connection



Efficiency –
Shared services help to streamline processes and speed up collaboration



Cost reductions -
Industry-wide solutions cut duplicate efforts and lower the overall costs



Lower error rates –
Standards & automation improve data quality and reduce amount of rework



Building resilience. Enabling recovery.

Our shared services can strengthen supply security and preparedness , and help accelerate the recovery of critical infrastructure when disruption occurs

- Supply security
- Resilience
- Recovery capability
- Societal security

Our service portfolios

Two portfolios, eight shared services

Material Management

Cross- industry solutions standardising industry processes for handling of equipment data, spare parts and inventory



1.5–6.0 bNOK
Saving potential for the NCS

>27 bNOK
Tied up in inventory on the NCS

Project Control Management

Cross- industry solutions for exchange and analysis of schedule data across parties, independent of scheduling tools and based on global standards



5–10 bNOK
Operator saving potential on the NCS

>2–3%
Cut in capital project cost

scheduleexchange automated daily manual SAP updates, saving time and enhancing data quality

Cost Reduction in Heidrun SAR Garage through automation



>850

SAP work order updates automated from planning system



~15 000

hours of savings potential identified from Offshore resources



~1-2%

total project cost reduction potential from contractor time savings

Cost reduction potential of 15.5 Mnok

equinor AkerSolutions

Example of value creation from Critical & Virtual Inventory

Repsol reduced risk of production loss with help from Harbour Energy UK



5

days potential downtime avoided compared to delivery from supplier



5

days of offshore service personnel cost saved



1

great example of “sharing economy” demonstrated



2

countries involved in this UK & Norway collaboration

Loss avoidance potential of ~12 600 barrels of oil equivalent per day

repsol

Harbour Energy

How Virtual Inventory- built for efficiency and cost savings - became the infrastructure for crisis response

Shared visibility	Mobilised at speed	Delivered where needed
6 million	**21 shipments**	**160 donations**
Individual components catalogued in Virtual Inventory, shareable across user companies	from Norway, several initiated and managed by the Virtual Inventory team	of equipment to Ukraine; approx. 6000 tonnes from 100 donors across 24 countries

When the EU Energy Community requested equipment for Ukraine's power infrastructure through IOGP, Offshore Norge coordinated these requests towards operators on the NCS , and Virtual Inventory was key in identifying and mobilising relevant parts and equipment

Source: CoOper8/Virtual Inventory; Offshore Norge/Infopulse; Energy Community Secretariat, Ukraine Support Task Force – Recap of Activities

How we are delivering towards our ambition:

Next steps for CoOper8

Increase use by owners	Onboard new O&G customers	Enter new industry segments	Move beyond the NCS
Make our services an integrated part of everyday work across our owner companies. The value increases when shared solutions are put to use at scale.	Bring more customers into the collaboration. Every new participant adds data, resources, knowledge and opportunities that benefit the whole network.	Many of the challenges we solve are shared across industries. We can build on what already works and adapt it together with new users.	Take the experience from the NCS into new markets. Start with shared challenges and practical collaboration that creates value across borders.

The competitiveness we depend on cannot be created in silos.
It must be delivered collectively by the industry.



CoOper8 – the digital backbone of energy collaboration